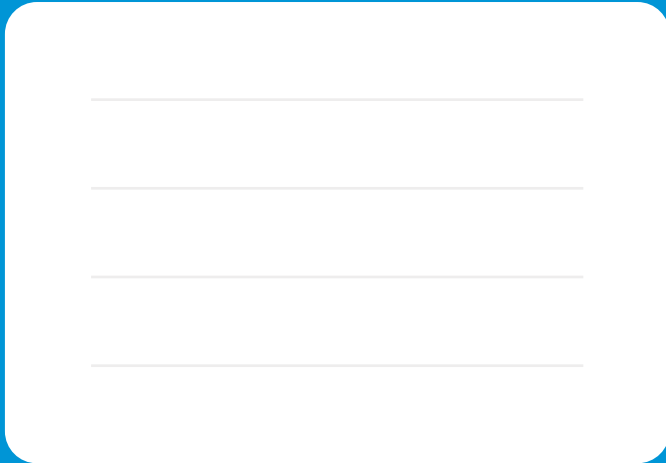


Keyguards

Your guide



A white rounded rectangle with four horizontal lines inside, serving as a placeholder for content.

Created by

Smartbox

Keyguards

A keyguard is an overlay for the device's screen, typically made of firm plastic.

You may want to add a keyguard to your device to prevent accidental activations. Keyguards are cut to size, specific for your device and grid set.

Device keyguards attach to your device with clean grip tape. It will hold to the screen firmly and can be removed without leaving a residue.

Grid 3 settings

Before applying your keyguard, you will need to set up Grid 3. The following are recommended settings:

- Set Grid to open when your device is powered on
- Choose the Grid set you want to open with Grid
- Hide the Grid menu





Applying a keyguard

Make sure the screen is clean, and you have removed any protective film from the back of the keyguard.

Make sure Grid is open to the correct grid set and align the keyguard over the top.



Press the edges of the keyguard firmly against the screen.



Removing a keyguard

Grip the keyguard close to the edge. Gently lift to disengage the grip.

Do not run flat items like credit cards between the keyguard and device as this may damage the clean grip tape.

Troubleshooting and Customer Support

If your keyguard does not stick firmly to your device:





- Clean your screen with alcohol wipe or damp cloth and allow to dry.
- Clean the keyguard, including the micro-suction tape with soapy water and allow to dry.
- Press very firmly all around the edges of the keyguard.

If this does not fix the problem, contact support at:

thinksmartbox.com/smart-support

Please have your serial number ready. This can be found under the stand on your device.

Symbol explanation

Symbol	Meaning
	Conformity European symbol to declare conformity with EU legislation.
	Read the manual symbol
	Read the manual symbol
	UK Conformity Assessed symbol to declare conformity in the UK

Manufacturer

Keyguard is manufactured by Smartbox Assistive Technology Ltd.

thinksmartbox.com

United Kingdom

Smartbox Assistive Technology Ltd

Ysobel House, Enigma Commercial Centre
Sandys Road
Malvern
WR14 1JJ

United States

Smartbox Assistive Technology Inc

2831 Leechburg Road
New Kensington
PA, 15068

Europe

REHAVISTA GmbH

Konsul-Smidt-Str. 8c
28217 Bremen
GERMANY

Smartbox micro-suction tape keyguard

Model Number: 6760-XXX

Your keyguard model number is etched on your keyguard

Compatible with:

Grid Pads -

GP10S

GP12

GP15

Talk Pads -

TP08B

TP08C

TP10B

TP13B

Touch Pads -

ST10A

ST10B

Supplier support contact

Contacting Smartbox

Our support team are here to help.

You can reach our **UK** team weekdays on

01684 578868

You can reach our **US** team weekdays on

(844) 341-7386

You can email us at

support@thinksmartbox.com

thinksmartbox.com/support